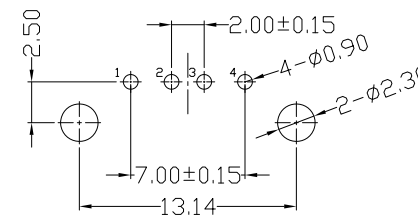
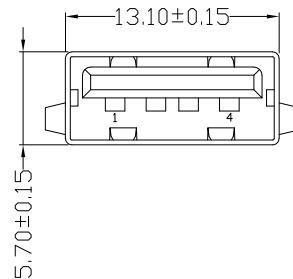
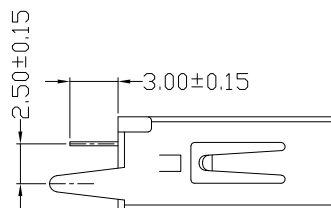
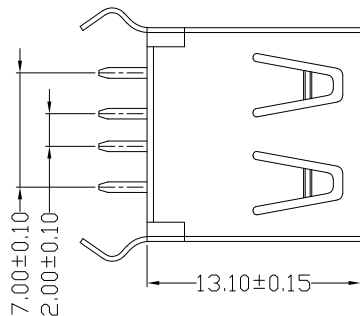


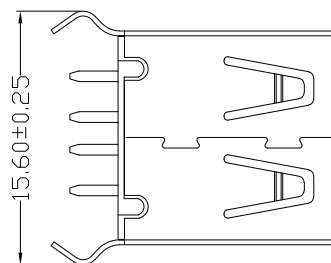


RoHS
Compliant
2002/95/EC

REV.	ECN.	NO.	APPD.



RECOMMENDED PCB LAYOUT



NOTES:

1.ELECTRICAL:

- 1) VOLTAGE CURRENT RATING: 1.5AMP, 30V DC;
- 2) INSULATION RESISTANCE: 1000MΩ MIN;
- 3) CONTACT RESISTANCE: 30mΩ MAX;
- 4) WITHSTANDING VOLTAGE: 500V AC FOR 1MINUTE;
- 5) OPERATING TEMPERATURE: -55°C TO +85°C.

2.MECHANICAL:

- 1) MATING FORCE: 35N MAX.
- 2) UNMATING FORCE: 10N MIN.

3.DIMENSIONS MARKED "▼"

TO BE CHECKED BY Q.C & IPQC.

USAF-041N-1*PJ57

1: Au 1U'
6: Au 30U'

W: WHITE
B: BLACK
1: PBT
2: PA6T
3: PA9T
4: LCP

Bill of materials:

6					X.	±0.25	X'.	±5'	UNITS	mm	雅安科技有限公司 ACCURATE INNOTECH INC.		
5					.X	±0.20	.X'	±2'	MAT'L				
4					.XX	±0.15	.XX'	±1'	SEE NOTE				
3	SHELL	COPPER ALLOY	1	PLATED NICKEL	.XXX	±0.10	.XXX'	±0.5'	FINISH				
2	TERMINAL	COPPER ALLOY	4	PLATED GOLD/TIN					SEE NOTE				
1	HOUSING	PBT+30%GF	1		THESE DRAWINGS AND SPECIFICATIONS ARE THE PROPERTY OF ACCURATE INNOTECH INC AND SHALL NOT BE REPRODUCED, COPIED OR USED IN ANY MANNER WITHOUT THE PRIOR WRITTEN CONSENT OF ACCURATE INNOTECH INC.					Q'TY		TITLE: USB AF 全包 180度插板式 无边弯脚13.1	PART NO.: USAF-04XN-1XPJ57
NO	PARTS	MATERIAL	QTY	FINISHING							DR: <i>Ricky</i> 2026/04/21 CHKD: <i>Ricky</i> 2026/04/21 APPD:	DWG NO.: AII-PJ57	SCALE: 1:1 SHEET: 1/1 REV.: B CUSTOMER DRAWING