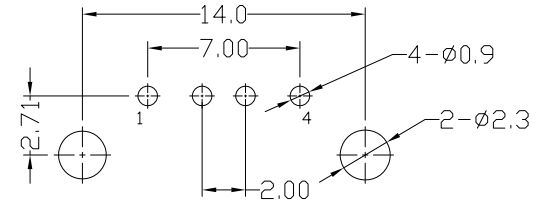
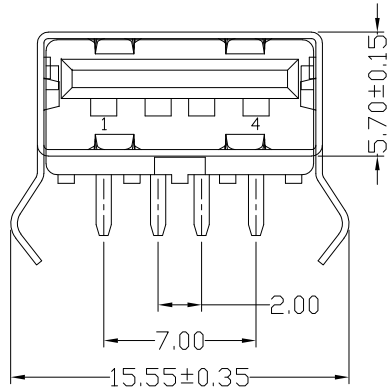
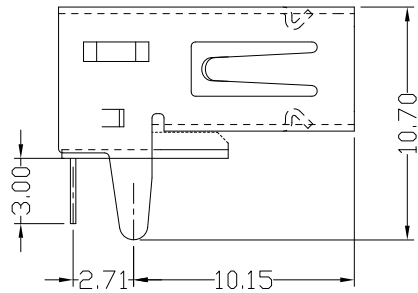


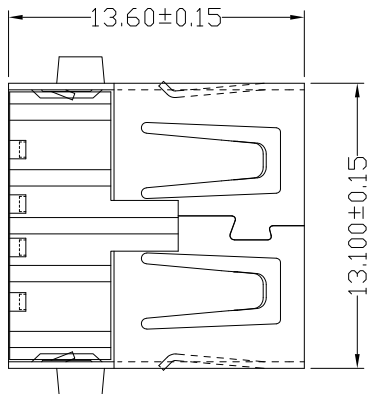


RoHS
Compliant
2002/95/EC

REV.	ECN.	NO.	APPD.



RECOMMENDED PCB LAYOUT



NOTES:

- ELECTRICAL:
 - VOLTAGE CURRENT RATING: 1.5AMP,30V DC;
 - INSULATION RESISTANCE: 1000MΩ MIN;
 - CONTACT RESISTANCE: 30mΩ MAX;
 - WITHSTANDING VOLTAGE: 500V AC FOR 1MINUTE;
 - OPERATING TEMPERATURE: -55°C TO +85°C.
- MECHANICAL:
 - MATING FORCE: 35N MAX.
 - UNMATING FORCE: 10N MIN.
- DIMENSIONS MARKED "▼"
TO BE CHECKED BY Q.C & IPQC.

USAF-041N-1*RJ59

1:Au 1U*
6:Au 30U*

W:WHITE
B:BLACK

1:PBT
2:PA6T
3:PA9T
4:LCP

Bill of materials:

NO	PARTS	MATERIAL	QTY	FINISHING	UNITS	mm	雅安科技有限公司 ACCURATE INNOTECH INC.						
6					X.	±0.35	X'.	±5'	MAT'L	TITLE: USB AF 90度 DIP T型无后盖 无边弯脚		PART NO.: USAF-04XN-1XRJ59	
5					.X	±0.30	.X'	±2'	SEE NOTE	DR: Ricky 2026/04/18		DWG NO.: AII-RJ59	
4					.XX	±0.25	.XX'	±1'	FINISH	CHKD: Ricky 2026/04/18		SCALE SHEET REV. CUSTOMER 1:1 1/1 B DRAWING	
3	SHELL	COPPER ALLOY	1	PLATED NICKEL	.XXX	±0.10	.XXX'	±0.5'	SEE NOTE	APPD:			
2	TERMINAL	COPPER ALLOY	4	PLATED GOLD/TIN	THESE DRAWINGS AND SPECIFICATIONS ARE THE PROPERTY OF ACCURATE INNOTECH INC AND SHALL NOT BE REPRODUCED, COPIED OR USED IN ANY MANNER WITHOUT THE PRIOR WRITTEN CONSENT OF ACCURATE INNOTECH INC.				Q'TY				
1	HOUSING	PBT+30%GF	1						APPD:				