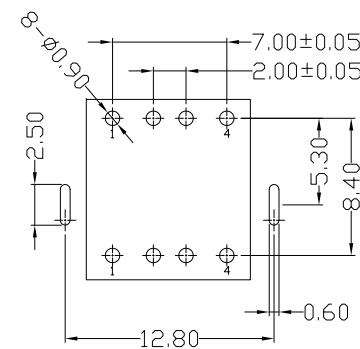
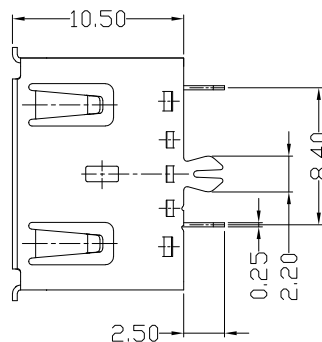
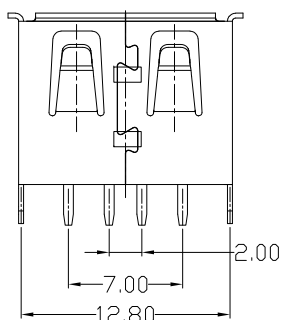
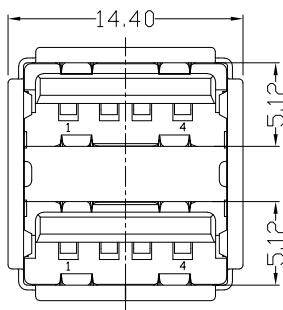
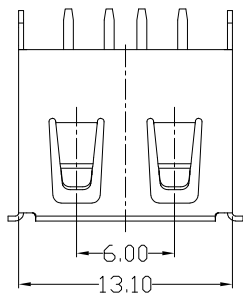




RoHS
Compliant
2002/95/EC

REV.	ECN.	NO.	APPD.



RECOMMENDED PCB LAYOUT

NOTES:

1.ELECTRICAL:

- 1)VOLTAGE CURRENT RATING: 1.5AMP,30V DC;
- 2)INSULATION RESISTANCE: 1000MΩ MIN;
- 3)CONTACT RESISTANCE: 30mΩ MAX;
- 4)WITHSTANDING VOLTAGE: 500V AC FOR 1MINUTE;
- 5)OPERATING TEMPERATURE: -55°C TO +85°C.

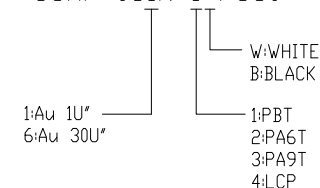
2.MECHANICAL:

- 1)MATING FORCE: 35N MAX.
- 2)UNMATING FORCE: 10N MIN.

3.DIMENSIONS MARKED "▼"

TO BE CHECKED BY Q.C & IPQC.

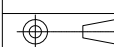
USAF-081N-1*PJ50



Bill of materials:

NO	PARTS	MATERIAL	QTY	FINISHING	.X	±0.38	X'	±5'	UNITS	mm	雅安科技有限公司 ACCURATE INNOTECH INC.							
6					.X	±0.38	X'	±5'	UNITS	mm	TITLE: USB AF 180度插板式 双层 短体10.5鱼叉脚有边							
5					.XX	±0.25			MAT'L						PART NO.:			
4					.XXX	±0.10			SEE NOTE						USAF-08XN-1XPJ50			
3	SHELL	COPPER ALLOY	1	PLATED NICKEL					FINISH		DR: Ricky 2026/04/21							
2	TERMINAL	COPPER ALLOY	8	PLATED GOLD/TIN					SEE NOTE		DWG NO.:							
1	HOUSING	PBT+30%GF	1						Q'TY		AII-PJ50							
											SCALE SHEET REV. CUSTOMER							
											1:1 1/1 B DRAWING							

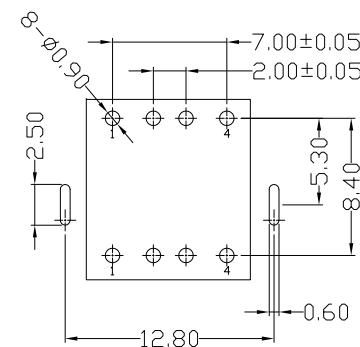
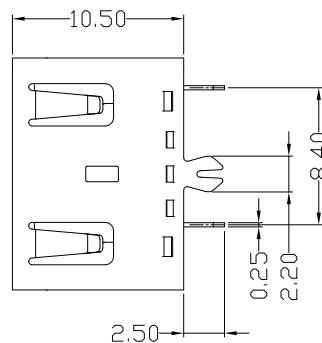
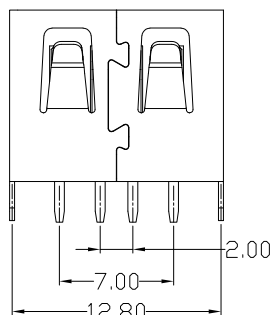
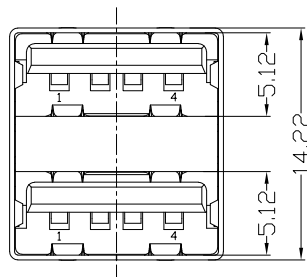
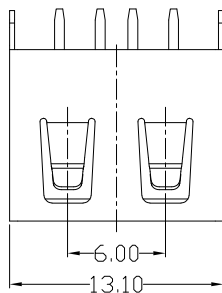
THESE DRAWINGS AND SPECIFICATIONS ARE THE PROPERTY OF ACCURATE INNOTECH INC AND SHALL NOT BE REPRODUCED, COPIED OR USED IN ANY MANNER WITHOUT THE PRIOR WRITTEN CONSENT OF ACCURATE INNOTECH INC.





RoHS Compliant
2002/95/EC

REV.	ECN.	NO.	APPD.



RECOMMENDED PCB LAYOUT

NOTES:

1.ELECTRICAL:

- 1) VOLTAGE CURRENT RATING: 1.5AMP, 30V DC;
- 2) INSULATION RESISTANCE: 1000MΩ MIN;
- 3) CONTACT RESISTANCE: 30mΩ MAX;
- 4) WITHSTANDING VOLTAGE: 500V AC FOR 1MINUTE;
- 5) OPERATING TEMPERATURE: -55°C TO +85°C.

2.MECHANICAL:

- 1) MATING FORCE: 35N MAX.
- 2) UNMATING FORCE: 10N MIN.

3.DIMENSIONS MARKED "▼"

TO BE CHECKED BY Q.C & IPQC.

USAF-081N-1*PJ51

1: Au 1U"
6: Au 30U"

W: WHITE
B: BLACK
1: PBT
2: PA6T
3: PA9T
4: LCP

Bill of materials:

NO	PARTS	MATERIAL	QTY	FINISHING	.X	±0.38	X'	±5'	UNITS	mm	雅安科技有限公司 ACCURATE INNOTECH INC.			
6					.X	±0.38	X'	±5'	UNITS	mm	TITLE: USB AF 180度插板式 双层 短体10.5鱼叉脚无边 PART NO.: USAF-08XN-1XPJ51 DR: Ricky 2026/04/21 DWG NO.: AII-PJ51 CHKD: Ricky 2026/04/21 SCALE SHEET REV. CUSTOMER 1:1 1/1 B DRAWING			
5					.XX	±0.25			MAT'L					
4					.XXX	±0.10			SEE NOTE					
3	SHELL	COPPER ALLOY	1	PLATED NICKEL					FINISH					
2	TERMINAL	COPPER ALLOY	8	PLATED GOLD/TIN					SEE NOTE					
1	HOUSING	PBT+30%GF	1						Q'TY					

THESE DRAWINGS AND SPECIFICATIONS ARE THE PROPERTY OF ACCURATE INNOTECH INC AND SHALL NOT BE REPRODUCED, COPIED OR USED IN ANY MANNER WITHOUT THE PRIOR WRITTEN CONSENT OF ACCURATE INNOTECH INC.

